



# INJECTION EQUIPMENT

## AGAINST WOOD DESTROYING ORGANISMS



[WWW.MABI-USA.COM](http://WWW.MABI-USA.COM)



# WOOD DESTROYING ORGANISMS IN USA

## > TERMITES

Termites are a group of eusocial insects that live in colonies organized by castes. They eat cellulose and radiate foraging tunnels in the heart of the wood.

The main species found in the USA are the Eastern Subterranean, Formosan, Drywood and Dampwood Termites.

EXAMPLE OF THE SUBTERRANEAN TERMITE:



· WORKERS

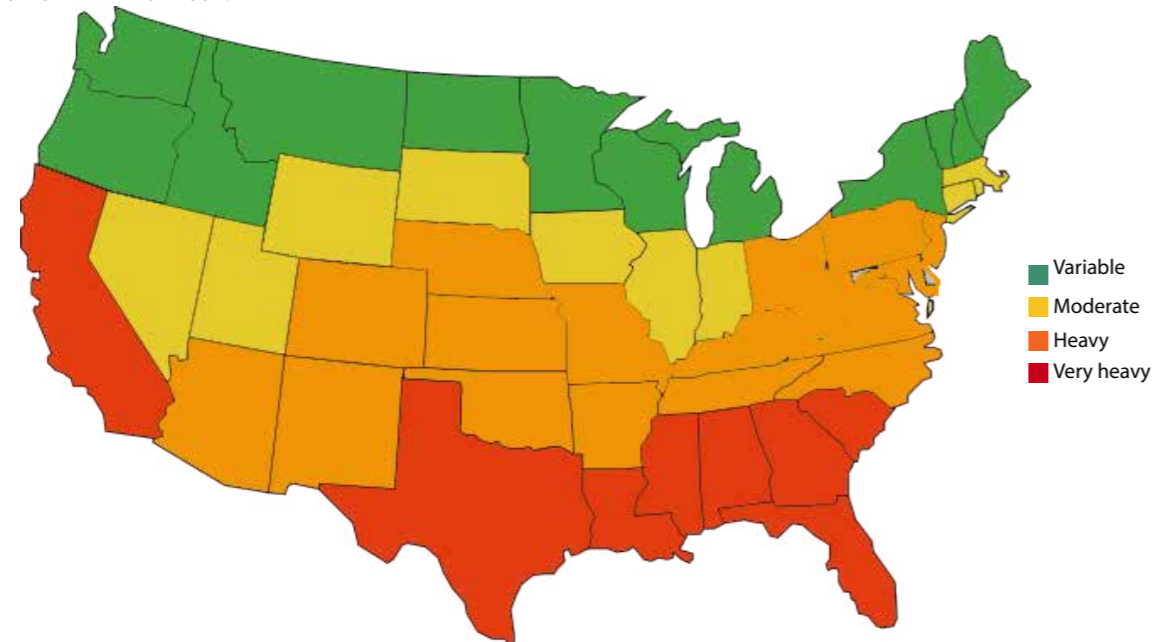


· SOLDIERS



· DAMAGES

CONCENTRATION OF TERMITES IN USA:



## > WOOD-BORING BEETLES

Infestation is caused by insects laying eggs in cracks and crevices of exposed wood. These eggs become larvae that burrow into the wood to feed, which reduces the wood to dust. The main insects found are Old-house Borer, Powderpost Beetle and Furniture Beetle. Their presence can be detected mainly by the exit holes as soon as they reach adulthood.

EXAMPLE OF THE OLD-HOUSE BORER (*Hylotrupes bajulus*)



· LARVA  
Color: ivory white  
Length: 1-1/4 inch



· ADULT  
Color: black to brown  
Length: 5/8 to 1 inch



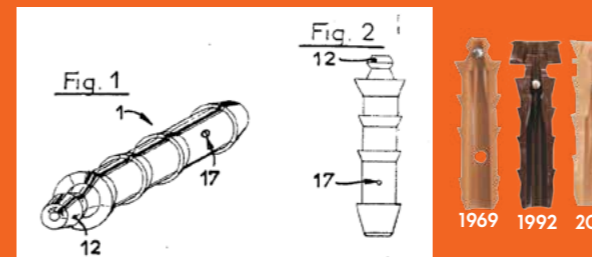
· DAMAGE  
Exit hole: oval > 1/4 inch  
Bore dust: colored cylinder  
Timber attacked: sapwood of softwoods

## > CARPENTER ANTS, WOOD DECAY FUNGI (BROWN ROT), ETC.

# MABI: 50 YEARS OF INNOVATION, FROM PEST MANAGEMENT PROFESSIONAL TO A GLOBAL MANUFACTURER.



First treatments, 1969



International patents, 1969



French exhibition, 1983



National Innovation Award, 2012



Seattle exhibition Pestworld, 2016

**1967:** Marc BIDAUX set up the **pest control company** PCBE (Wood Chemical Protection of the East) in Belfort, France.

**1969:** To significantly improve the effectiveness of his treatments, Marc BIDAUX invented the first plastic injector with a non-return valve to treat wood in-depth. Soon, his main competitors asked him to supply them with this revolutionary system. The MABI injector was **internationally patented** and launched on the French market.

**1970:** The new injection system received professional accreditation by the CTBA (Technical Center for Wood and Furniture), a French organization which validates and recommends it for its high efficiency. Since then, the major European organizations have adopted the MABI system as **the most effective curative method against wood-destroying organisms**.

As the sales soared, the company set aside the application to focus exclusively on the design, manufacture and marketing of a range of specialized equipment for protecting all types of construction. Thus were designed other kind of injectors, in particular for treating masonries and soils.

**80s:** The company was now called MABI, after the name of its creator, Marc Bidaux.

To increase the export sales, a German company was set up, MABI Baustoffschutz GmbH. Not to mention the growing **participations in exhibitions** everywhere in Europe.

**90s:** Over the years, the company has increased its research on injection efficiency and the convenience for the user.

**2000s:** The company was taken over by Olivier BIDAUX who brought a fresh new approach. A new generation of MABI injectors was launched, more technical and aesthetic. It was further evidence of the technological leadership of MABI within the industry

Since then, thanks to its R&D department and a thorough knowledge of the field, the company is continuing to innovate and improve on the products it distributes worldwide.

MABI has won **numerous awards** for its innovation policy.

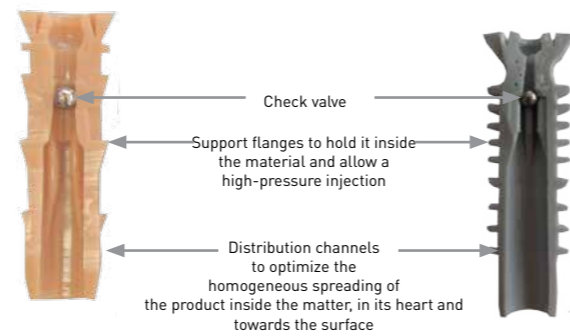
**2016:** Now present in more than **30 countries** to meet the needs of thousands of PMP's worldwide, MABI continues its development with the launch of its products in the USA.

# MABI INJECTORS

A BREAKTHROUGH SYSTEM, EASY TO USE, RELIABLE AND COST EFFECTIVE.



INTERNATIONAL PATENT



## MAKE MONEY:

Speed and efficiency will reduce labor cost.  
Anti-return valve eliminates chemical waste.  
Easier to promote your regular maintenance visits, faster to handle them.  
Higher rate of customer retention thanks to this reusable system.



1. During the high pressure injection, the metal ball leaves the passage free.
2. With the counter-pressure, the metal ball closes the passage to avoid any chemical splashes from the injected hole or the adjacent holes.

ADAPTABLE TO THE MAIN EQUIPMENT AVAILABLE ON THE MARKET: B&G, JD9, TRUETECH, ACTISOL...




# MABI INJECTORS

BACKFLOW-PREVENTION SYSTEM.

SAVE TIME, MONEY AND KEEP A COMPETITIVE EDGE



**EFFICIENCY:**  
increases the effectiveness of chemicals with an optimal distribution in the material under pressure. Allow treatment of an area that usually can not be treated.



**SPEED:**  
takes only a few seconds to spread the product.  
Reinjection possible without re-drilling.



**SAFETY:**  
avoids spilling, splashing or back flow of chemical. Limits regulatory exposure and environmental contamination.



**PROFESSIONALISM:**  
strengthen your image and reassure the final customer: with a visible system and a cleaner jobsite.



## PREVENTIVE AND REMEDIAL TREATMENT METHODS FOR EXISTING CONSTRUCTION:

CONCRETE SLAB

WOOD (attic frame, crawl space beams and piers, support column, utility post, barns, log cabins)

SPECIFIC AREAS (wall void, brick pier, brick veneer, drywall, trees...)

These exterior/interior methods may be done on a full perimeter or localized only in combination with other techniques.

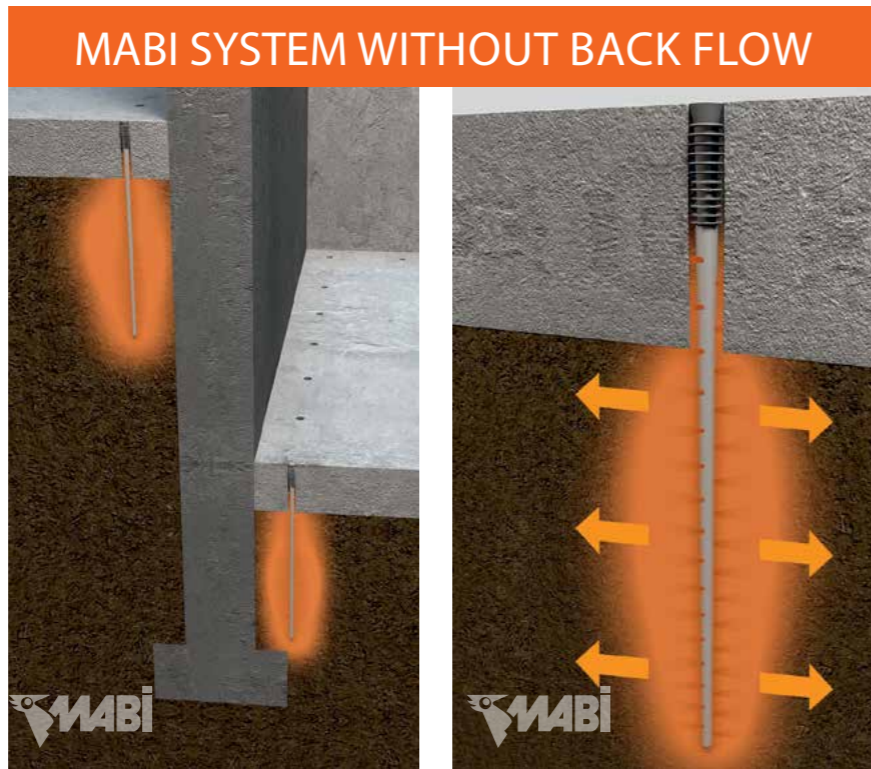
*The methods are given for information purposes only.*

*Always refer to the local legislation and to the chemical manufacturer's label before starting any job.*

*Always wear the Personal Protective Equipment (PPE) required and officially approved for chemical handling, including gloves, coverall, respirator and protective eyewear.*

# > CONCRETE SLAB TREATMENT

(EASTERN SUBTERRANEAN, FORMOSAN AND ASIAN TERMITES)



## 1. DRILL

Drill holes of 1/2" vertically through the slab along the exterior or the interior of the foundation spaced every 12 or 18 inches maximum as per label direction. Drill holes around pillars, along all cracks, expansion joints, plumbing, utility services penetrating the slab. Always refer to the manufacturer's termiticide label for proper placement of drill down holes and locations.



## 2. MABI INJECTORS INSERTION

MABI injectors are inserted into each drilled hole, using a hammer. They have been developed to keep enough pressure during and after the injection. You can adapt at the bottom of the MABI injector a diffusing tube that helps direct the termiticide laterally to get better dispersement.




## 3. INJECT

The chemical is injected with low pressure with a gun and a pump. For each injection, the injected product quantity should be controlled in order to respect the manufacturer's chemical product instructions. After the injection, MABI injectors are left inside the holes and serve as plugs. You can hide them with a suitable sealant and don't use them again. But more likely, you can decide to add a cap for aesthetic reason and to protect the connection head of the MABI injector. In case of clear evidence of reinfestation or breakdown of the termiticide treated area, you will be able to use the same injectors with no need for new drilling.

# PRODUCTS RECOMMENDED FOR CONCRETE SLAB TREATMENT

## MABI INJECTORS

To spread your chemical under the concrete slab and keep it there.



SIZE	COLOR	REF
1/2" x 1 7/8"	gray	01080018
1/2" x 1 7/8"	white	01080019

## CAPS FOR MABI INJECTORS 1/2"


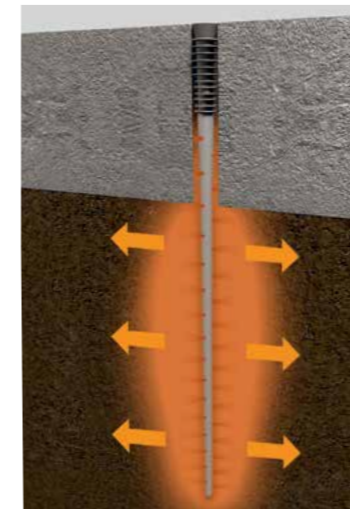
To hide and protect MABI injectors. Remove them and inject again with no need for new drilling.



SIZE	COLOR	REF
1/2"	gray	01060013
1/2"	white	01060012

## KIT MABI INJECTOR FOR CONCRETE SLAB

Save time with this ready-to-use kit. Includes 100 Mabi injectors already connected to a 10" diffusing tube and its end cap + protective caps for Mabi injectors.



SIZE	COLOR	REF
1/2" x 10"	gray	01080105
1/2" x 10"	white	01080104

## INJECTION TIP

To be connected to your equipment.

A cone shape tip for a perfect seal around the Mabi injector.




Adaptor	REF
(1) For B&G slab injector with a 7/16" pipe	0404237
(2) For JD9 gun	04040237+ Adaptor 04040241
(3) For 11/16" spray guns and B&G foamer	04040221

# > WOOD TREATMENT

ATTIC FRAME , CRAWL SPACE BEAMS AND PIERS, SUPPORT COLUMN , UTILITY POST, BARNs, LOG CABINS.

(TERMITES, WOOD-BORING INSECTS, CARPENTER ANTS, WOOD-DECAY FUNGUS)


### BEFORE



Spraying

Spraying chemicals on wood can only treat the surface.

### MABI SYSTEM WITHOUT BACK FLOW



injection

A combination of injection and spraying is the most efficient way to treat wood, in-depth to kill the insects inside and on the surface to prevent new attacks\*.

## DIAGNOSIS

During the survey of each wood part to determine the extent of damage and the responsible insect, the applicator must evaluate the strength and judge the eventual replacement of certain parts.




### 1. DRILL

1/4" or 3/8" holes according to the wood size and to the MABI injectors used. Drill 1 hole per foot in a diamond pattern, 2/3rd of the timber thickness. Insert with a rubber mallet the MABI injectors into each drilled hole.



### 2. INJECT

the treatment product between 30 and 220 PSI until runoff is observed; by using a gun and an injection tip combined with a pump. The aim is to create, inside the wood section, insecticide active zones to eliminate wood-boring larvae which cannot be reached by a surface treatment or to stop the termite progress into the structure.



### 3. SPRAY

the product over all wooden surfaces according to product's label. You will destroy all larvae and insects present and get lasting protection against future attacks.

\*Results may vary according to the chemical used, the wood specie, the wood thickness and the pressure used.

# PRODUCT RECOMMENDED FOR WOOD TREATMENT

## MABI INJECTORS

To spread your chemical inside the wood and keep it there.



SIZE	COLOR	REF
1/4" x 19/32"	brown	01010025
1/4" x 19/32"	beige	01010023
1/4" x 19/32"	white	01010024
3/8" x 1 15/32"	brown	01030024
3/8" x 1 15/32"	beige	01030021
3/8" x 1 15/32"	white	01030020

## CAPS FOR MABI INJECTORS

To hide and protect MABI injectors. Remove them and inject again with no need for new drilling.

One size fits all.



COLOR	REF
brown	01060011
beige	01060014
white	01060012

## INJECTION TIP

To be connected to your equipment.

A cone shape tip for a perfect seal around the Mabi injector



INJECTION TIP	REF
(1) For JD9 gun	04040237 + Adaptor 04040241
(2) For 11/16" spray guns and B&G foamer	04040221
(3) For TrueTech & 3/8" metric	04040270

# OTHER USES

WHENEVER AND WHEREVER YOU NEED TO INJECT ANY LIQUID OR FOAM, USE MABI INJECTORS TO MAKE SURE YOUR PRODUCT IS WHERE IT SHOULD BE.



**Brick veneer  
Brick/stone piers  
Wall void  
Rubble wall**



**Drywall**



**Trees  
& many other  
applications**

# TESTIMONIALS

SINCE 1967, THOUSANDS OF PROFESSIONALS WORLDWIDE HAVE BEEN USING MABI INJECTORS

## FORSYTH EXTERMINATING, GA



"At first I was skeptical, but now I am more convinced than ever. The more I use it, the more I like it"  
Roy Christopher – Technician

## AMERICAN PEST SOLUTIONS, FL



"Since we started using MABI injectors, we have saved thousands of dollars in our drywood and subterranean termite jobs"  
Johel Pabon Serrano – Owner

## GREEN PALM PEST CONTROL, FL



"Green Palm Pest Control has adopted the new MABI system. The chemical stays underneath the slab, no mess. It decreases the amount of work"  
Mario Ramirez – Owner

## PALMETTO EXTERMINATORS, SC



"In addition, the removable cap allows us to retreat the holes in the future, if needed, without drilling again"



FOR 50 YEARS, MABI HAS MET THE NEEDS OF PMP'S  
IN MORE THAN 30 COUNTRIES WORLDWIDE.

IT'S BREAKTHROUGH SYSTEM KEEPS THE PEST CONTROL INDUSTRY MOVING FORWARD.

## WHY YOU NEED MABI INJECTORS!



Technicians work **safely** with no backflow and **quickly** without having to concrete patch the drilled holes



Home owners want a **clean** and **efficient** treatment with no chemical spilling near their kids and pets



Company owners increase their **profits** saving 1/3rd of labor cost and with **no chemical waste**



Commercial customers look for **safety** for their clients and for a **fast** on going maintenance with this re-usable system

INFO@MABI-USA.COM

WWW.MABI-USA.COM



@mabi.usa